

## Lesson materials pack

# Vegetables

### 1. Flashcards



carrot



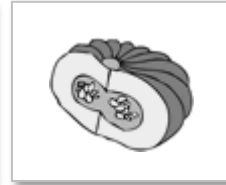
potato



cabbage




onion



pumpkin



corn



white radish




lettuce

### 2. Lesson print outs / worksheets



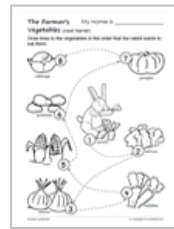
Vegetable Basket Craft - Sheet A




Vegetable Basket Craft - Sheet B



Vegetable Basket



Reader worksheet




Song poster

### 3. Additional materials *These materials can be used for extra practice or homework.*



Vegetables vocab crossword



Vegetables vocab word search



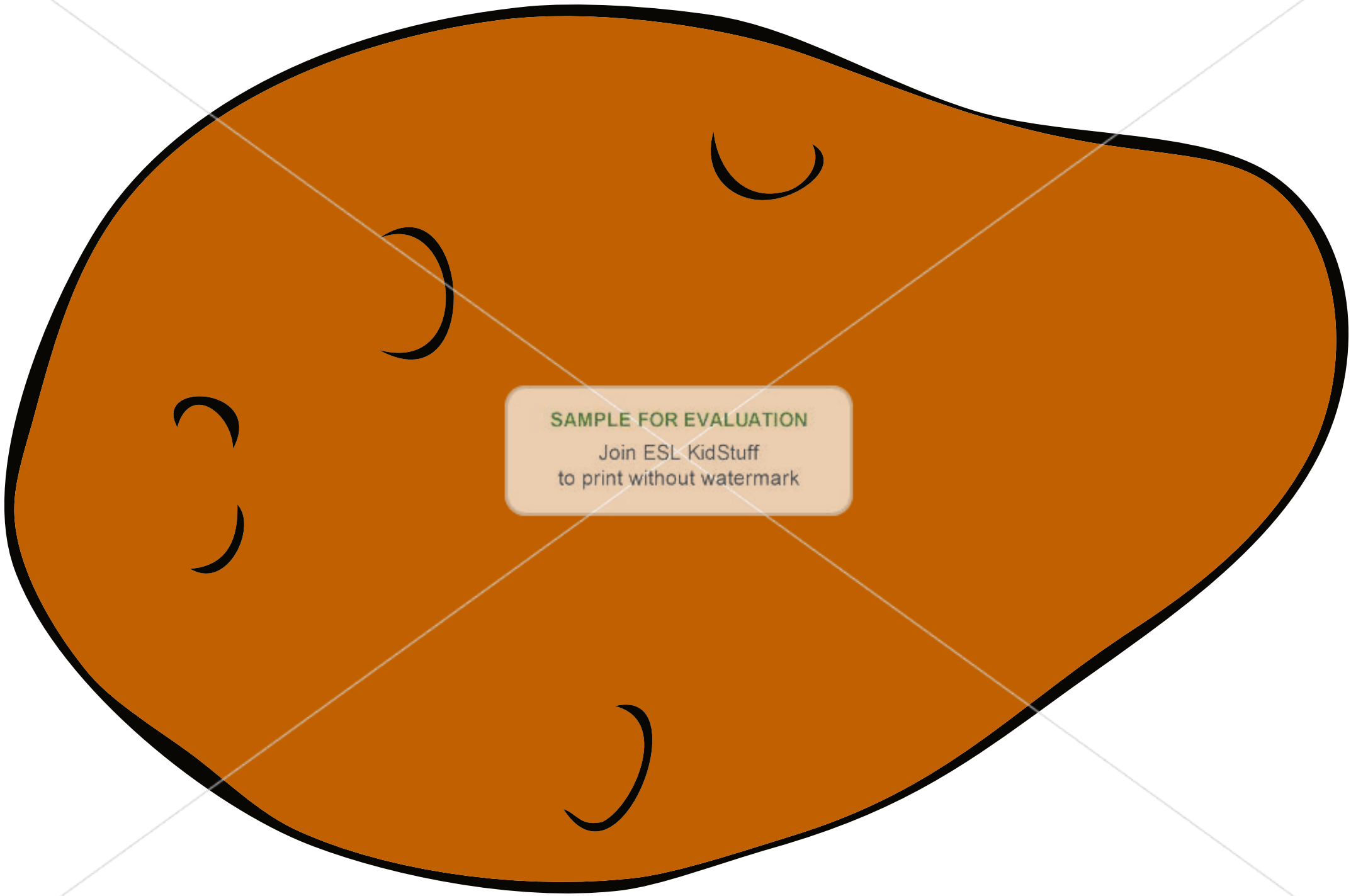
Vegetable shopping

### 4. Lesson materials not included in this pack *Access from our website.*

- **Mr. Farmer's Vegetables song:** download MP3 file and/or stream the video from our website.
- **The Farmer's Vegetables reader:** download PDF file and/or stream the video from our website.

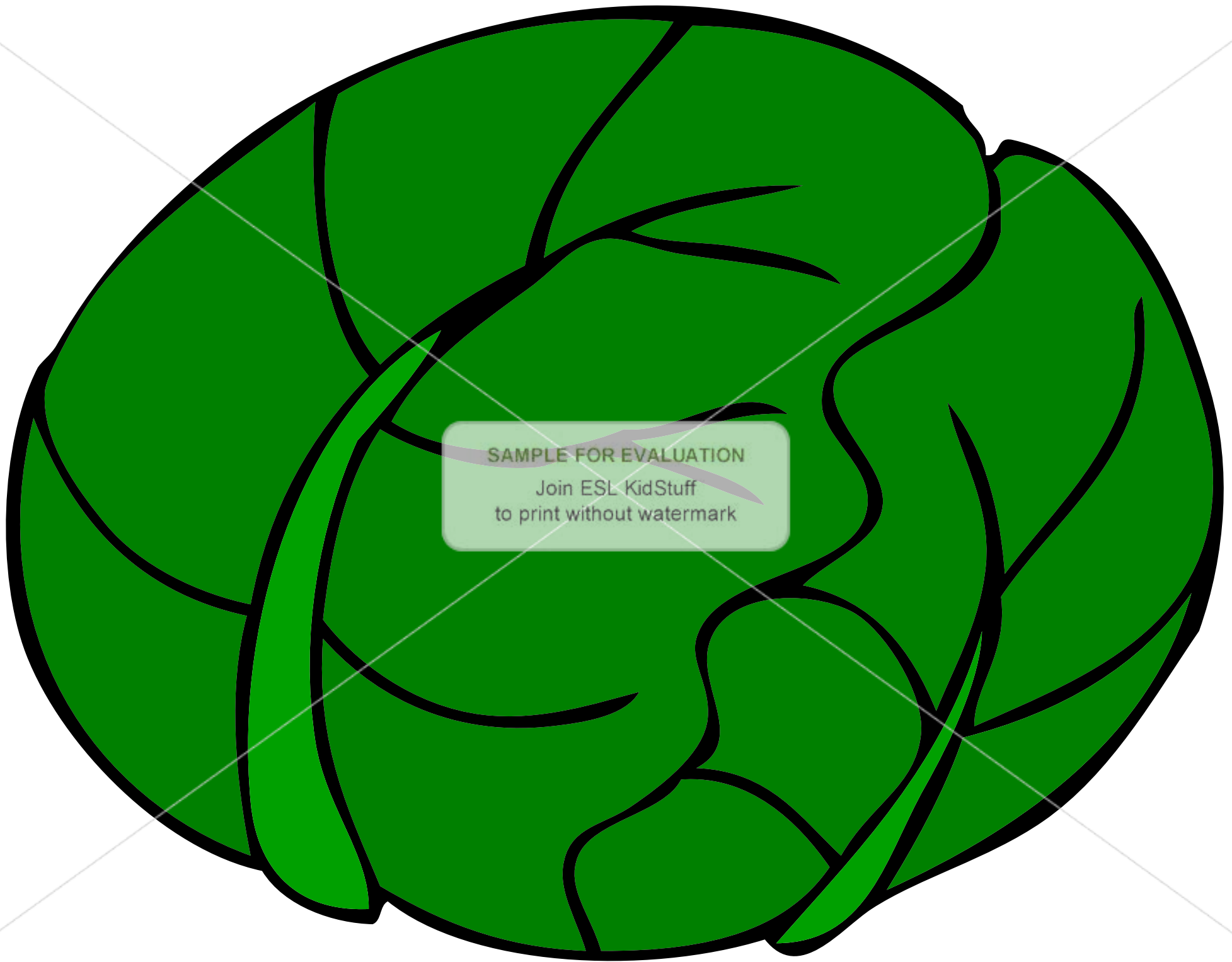


**SAMPLE FOR EVALUATION**  
Join ESL KidStuff  
to print without watermark




**SAMPLE FOR EVALUATION**

Join ESL KidStuff  
to print without watermark

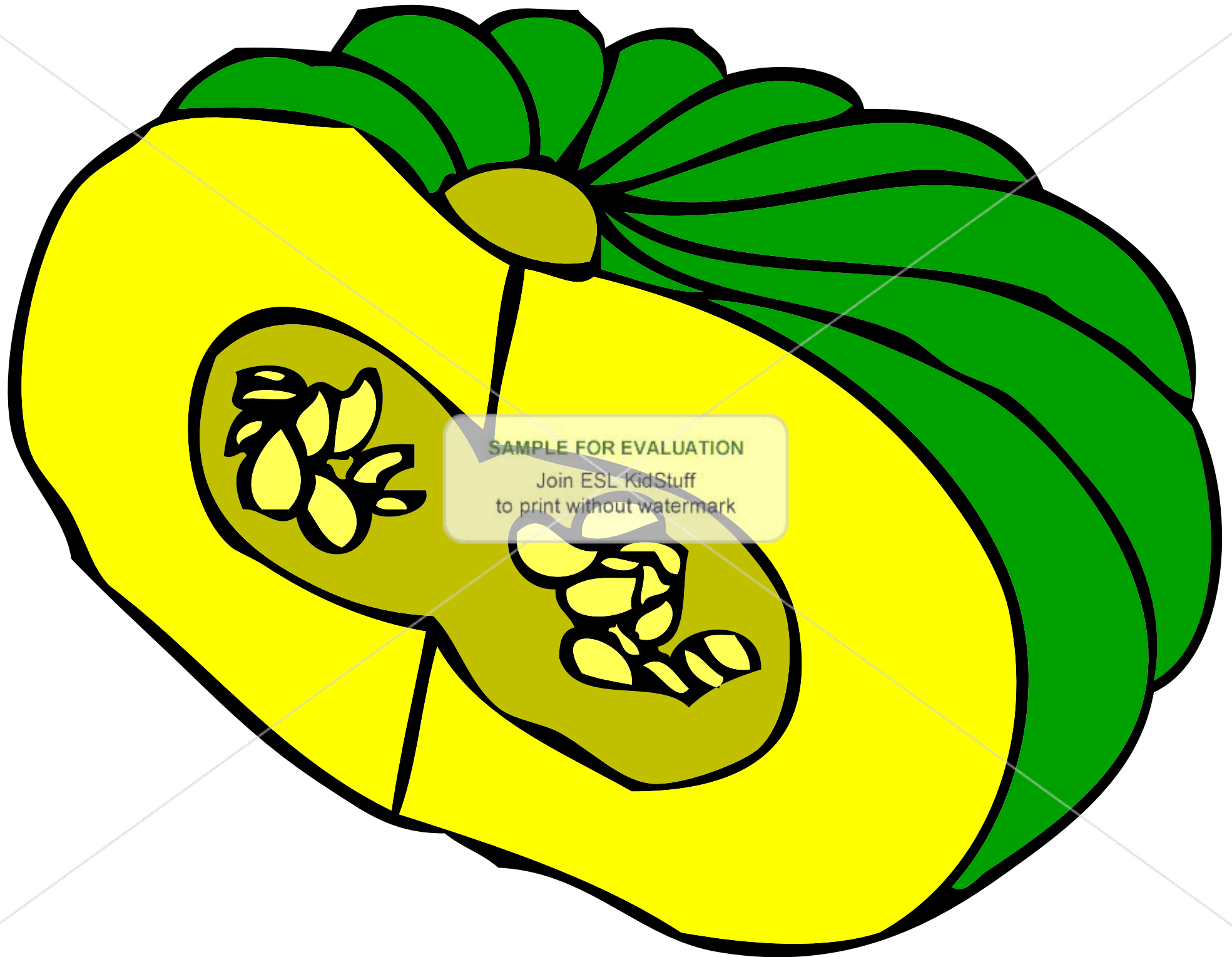


SAMPLE FOR EVALUATION  
Join ESL KidStuff  
to print without watermark



**SAMPLE FOR EVALUATION**

Join ESL KidStuff  
to print without watermark



SAMPLE FOR EVALUATION

Join ESL KidStuff  
to print without watermark



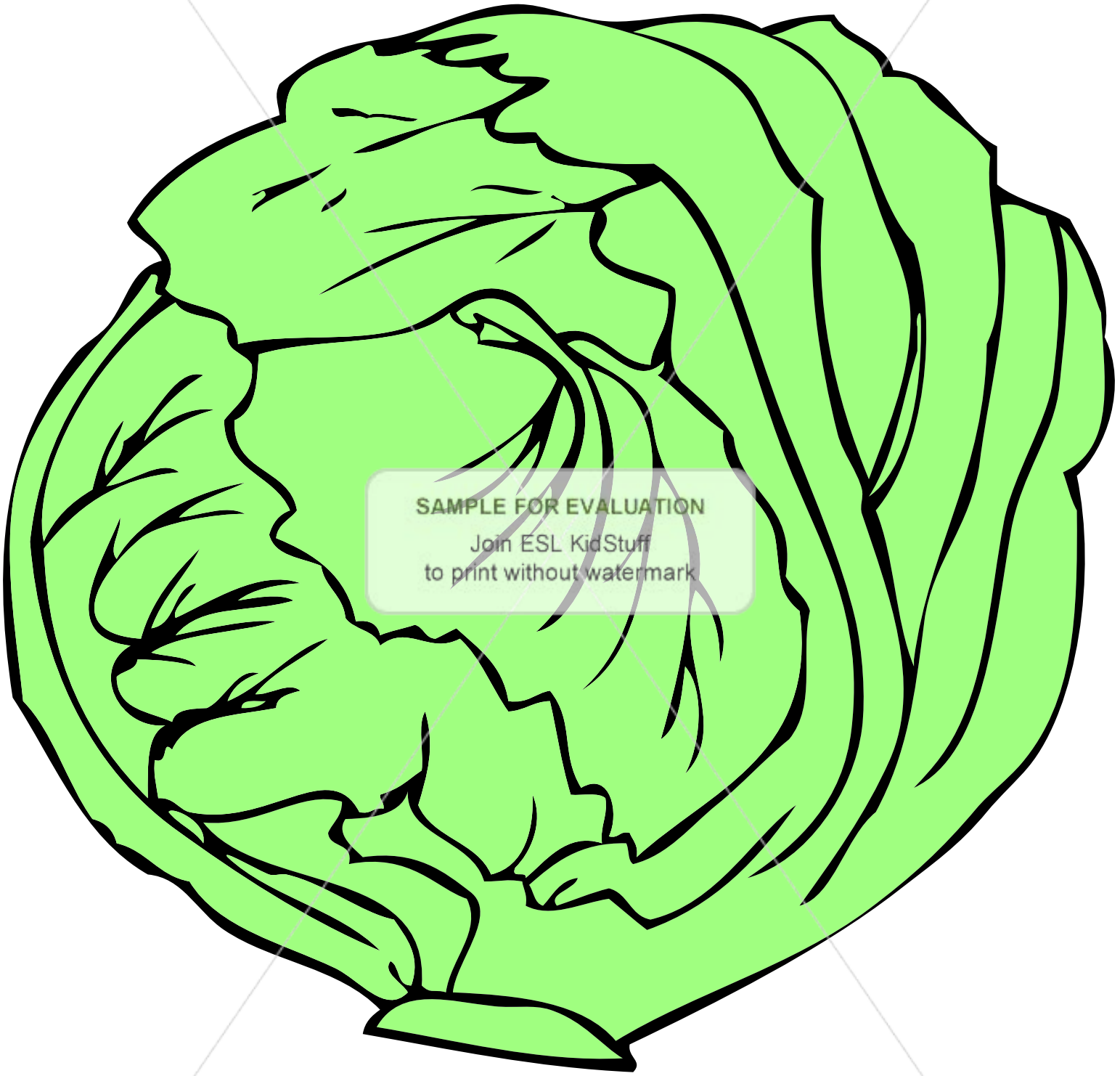
SAMPLE FOR EVALUATION  
Join ESL KidStuff  
to print without watermark



**SAMPLE FOR EVALUATION**

Join ESL KidStuff  
to print without watermark





SAMPLE FOR EVALUATION  
Join ESL KidStuff  
to print without watermark



## Vegetable Basket Craft Craft Sheet A

Cut out this basket, colour and then  
glue to construction paper.

Then cut out the vegetables on Craft  
Sheet B, colour and finally glue so they  
look like they are sticking out the top of  
the basket.


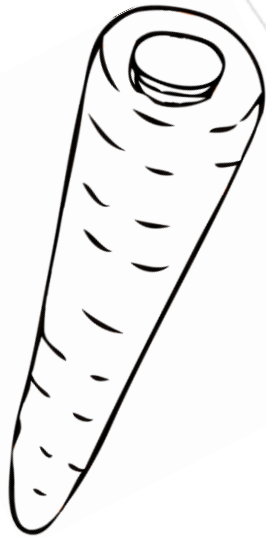
**SAMPLE FOR EVALUATION**

Join ESL KidStuff  
to print without watermark

# Vegetable Basket Craft



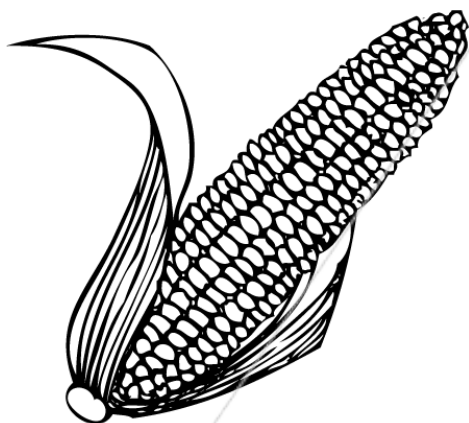
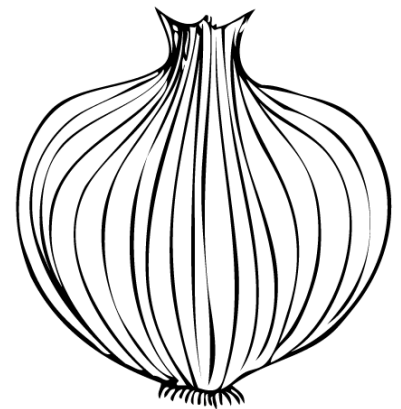
## Craft Sheet B

Cut out the vegetables below and colour. Then paste onto the vegetable basket in Craft Sheet A.



SAMPLE FOR EVALUATION

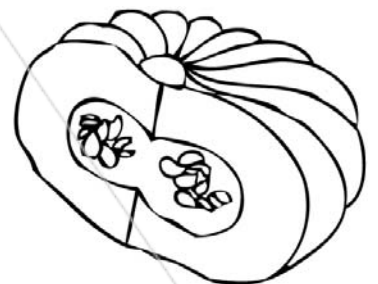

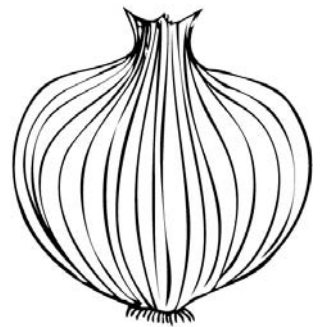
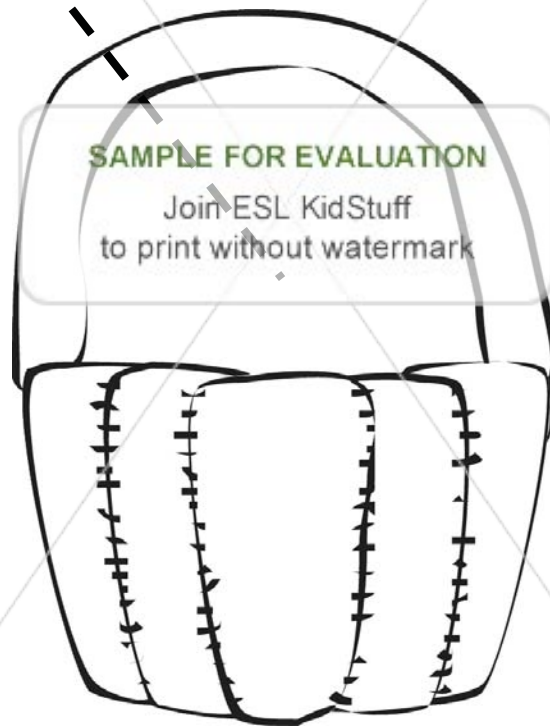


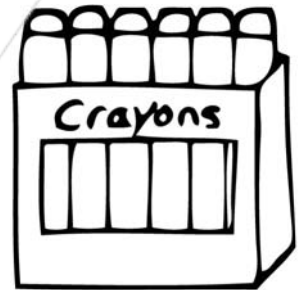
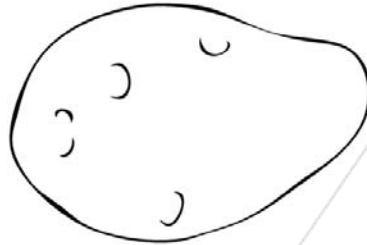
Join ESL KidStuff  
to print without watermark



# Vegetable Basket

My name is \_\_\_\_\_

Put the vegetables in the basket

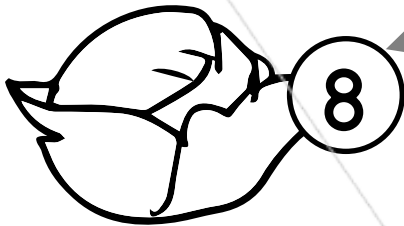


# The Farmer's

My name is \_\_\_\_\_

## Vegetables (Level Starter)


Draw lines to the vegetables in the order that the rabbit wants to eat them.



cabbage



pumpkin




potatoes

SAMPLE FOR EVALUATION

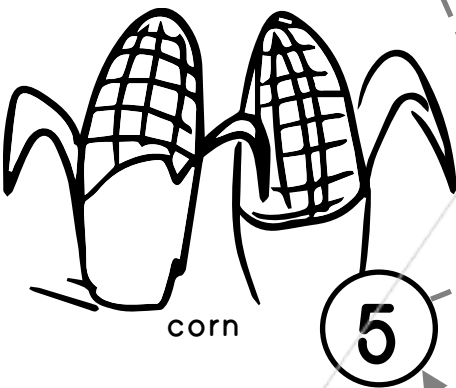
Join ESL KidStuff  
to print without watermark




carrots



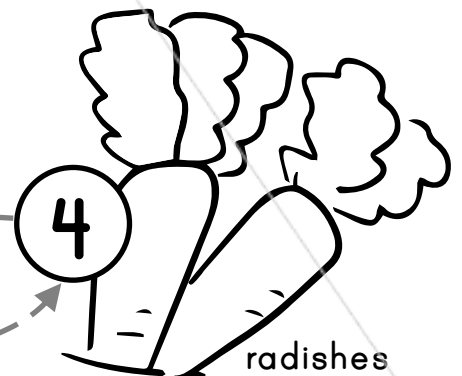
lettuce



corn



onions



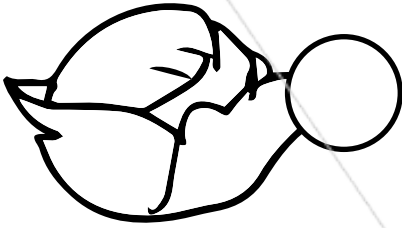
radishes

# The Farmer's

My name is \_\_\_\_\_

## Vegetables (Level 1)


Draw lines to the vegetables in the order that the rabbit wants to eat them and write the words.




\_\_\_\_\_



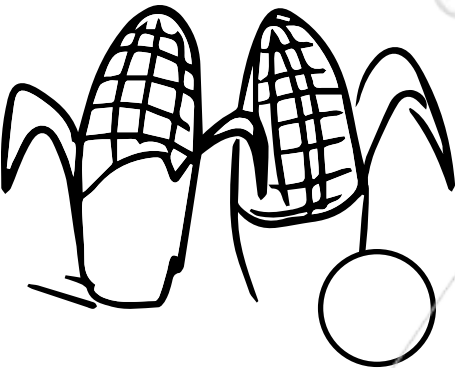
\_\_\_\_\_



\_\_\_\_\_




\_\_\_\_\_



\_\_\_\_\_



\_\_\_\_\_



\_\_\_\_\_


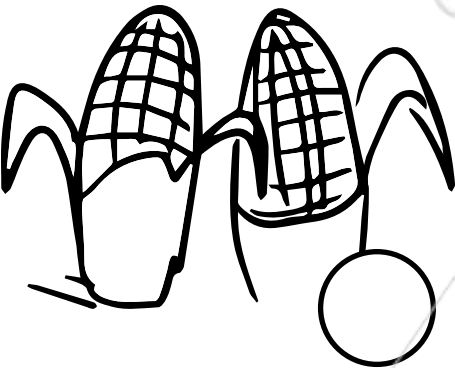


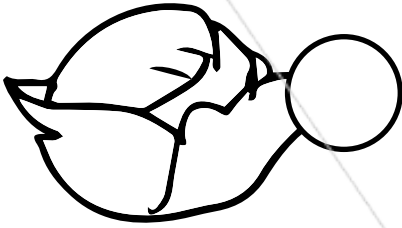
pumpkin radishes potatoes ~~carrots~~ cabbage corn lettuce onions

# The Farmer's


My name is \_\_\_\_\_

## Vegetables (Level 2)

Draw lines to the vegetables in the order that the rabbit wants to eat them and write the words.




# Mr. Farmer's Vegetables




SAMPLE FOR EVALUATION

Join ESL KidStuff  
to print without watermark





# Mr. Farmer's Vegetables



SAMPLE FOR EVALUATION

Join ESL KidStuff  
to print without watermark



# Vegetables


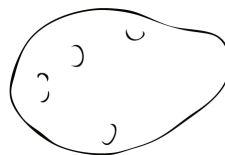
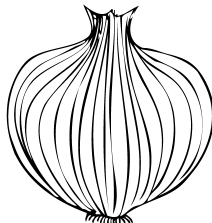
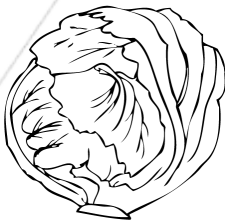

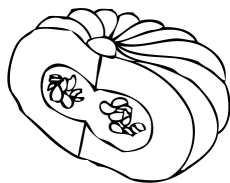
My name is \_\_\_\_\_

1  
2  
3  
4  
5  
6  
7  
8

SAMPLE FOR EVALUATION  
Join ESL KidStuff  
to print without watermark

Down ↓

Across →



# Vegetables


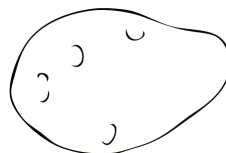
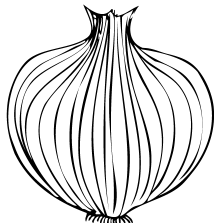
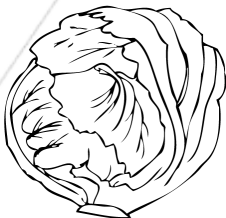

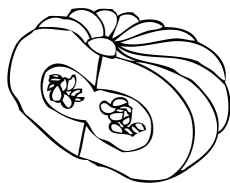
# ANSWERS

1  
c  
2  
c a b b a g e  
3  
p  
r  
4  
l  
e  
t  
t  
u  
5  
r a d i s h  
6  
p o t a t o  
7  
o  
n  
i  
o  
n  
8  
c o r n  
e

SAMPLE FOR EVALUATION  
Join ESL KidStuff  
to print without watermark

Down ↓

Across →



# Vegetables

My name is \_\_\_\_\_

w	l	e	q	j	s	p	e	c	x
k	x	e	q	l	r	t	k	o	r
c	n	g	t	c	t	w	o	n	a
o	y	p	o	t	a	t	o	i	d
r	i	c	b	y	u	r	i	o	i
n	z	a	n	a	t	c	r	n	s
c	a	b	b	a	g	e	e	o	h
i	h	h	a	u	m	o	m	k	t
j	f	s	n	k	s	x	r	z	i
p	u	m	p	k	i	n	v	o	e

SAMPLE FOR EVALUATION  
Join ESL KidStuff  
to print without watermark



# Vegetables

# ANSWERS

w	l	e	q	j	s	p	e	c	x
k	x	e	q	l	r	t	k	o	r
c	n	g	t	c	t	w	o	n	a
o	y	p	o	t	a	t	o	i	d
r	i	c	b	y	u	r	i	o	i
n	z	a	n	a	t	c	r	n	s
c	a	b	b	a	g	e	e	o	h
i	h	h	a	u	m	o	m	k	t
j	f	s	n	k	s	x	r	z	i
p	u	m	p	k	i	n	v	o	e

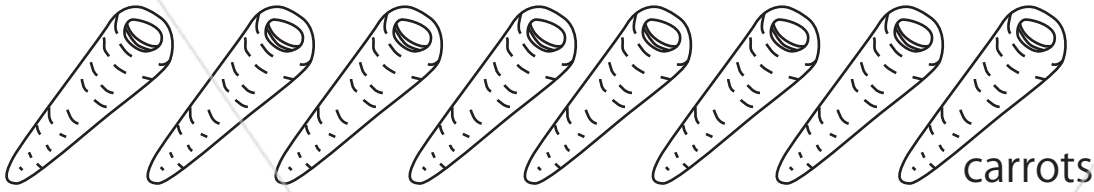
SAMPLE FOR EVALUATION  
 Join ESL KidStuff  
 to print without watermark



# Vegetable shopping

My name is \_\_\_\_\_

Match to the numbers.



carrots



potatoes



cabbages



SAMPLE FOR EVALUATION

Join ESL KidStuff  
to print without watermark

lettuces



corn



pumpkins



radishes



onions

4

5

2

9

3

7

6

8