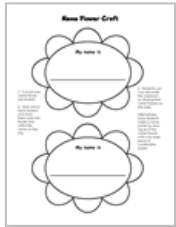


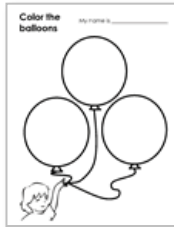
Lesson materials pack

Intro Lesson (Ages 3-7)

1. Lesson print outs / worksheets




Name Flower
Craft



Colour the
Balloons



Song poster
Hello Song

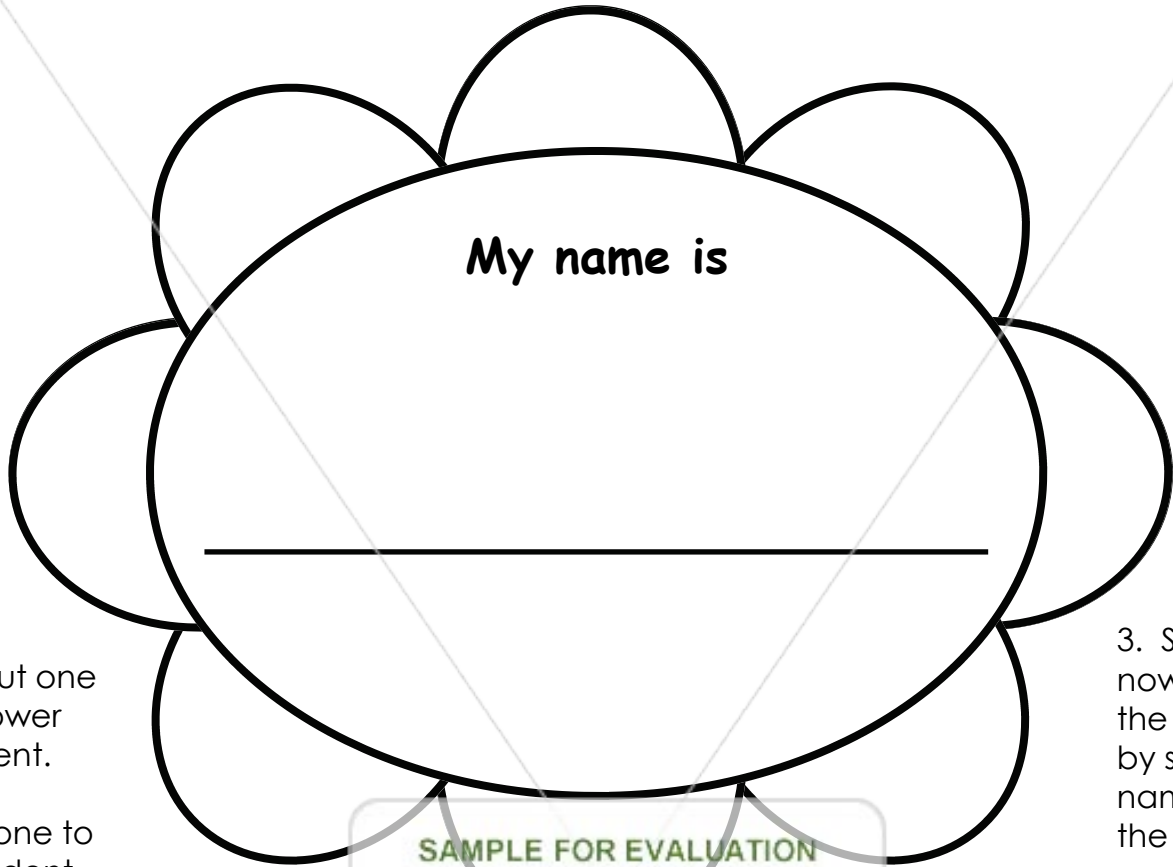


Song poster
Goodbye Song

2. Lesson materials not included in this pack *Access from our website.*

- **Hello Song:** download MP3 file and/or stream the video from our website.
- **Goodbye Song:** download MP3 file and/or stream the video from our website.

Name Flower Craft



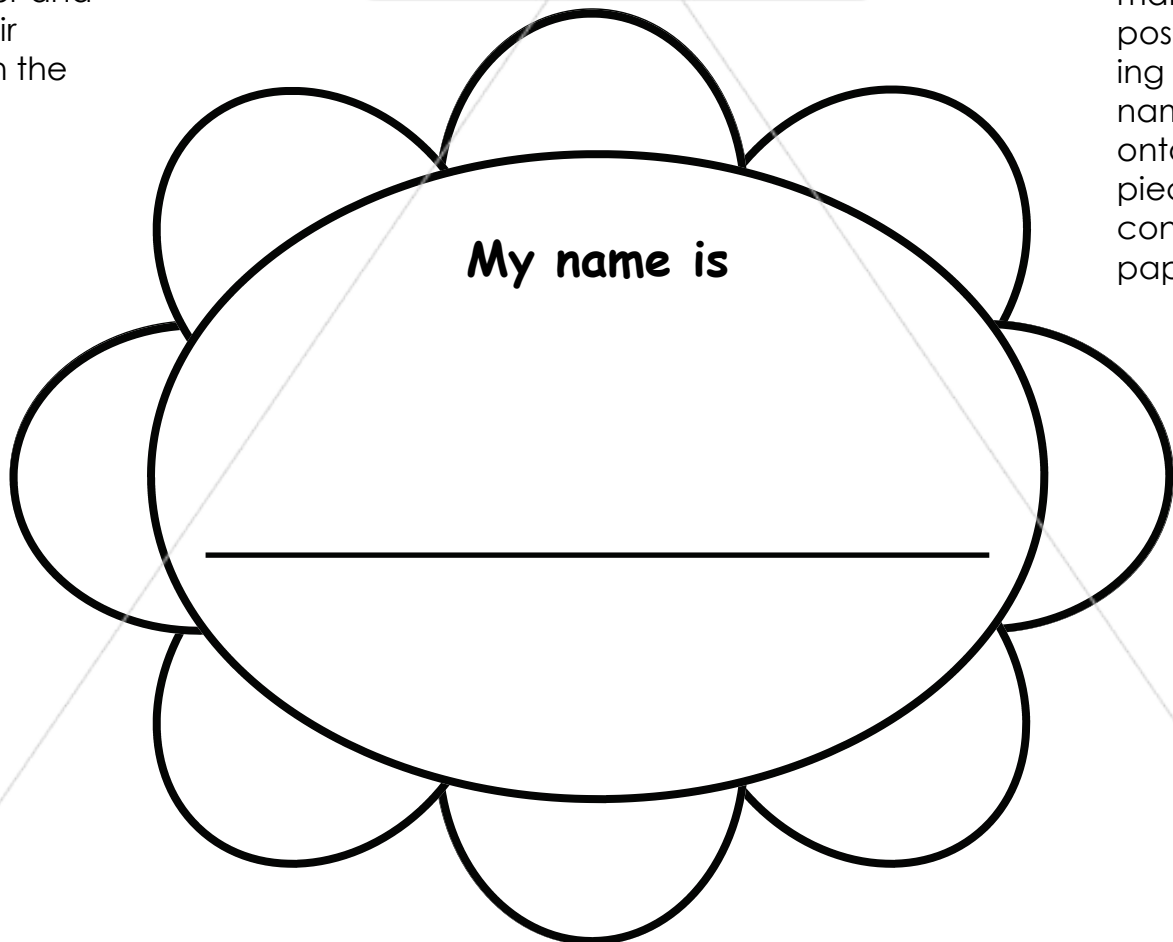
1. Cut out one name flower per student.

2. Give one to each student and have them colour the flower and write their name on the line.

3. Students can now decorate the classroom by sticking their name flowers on the walls.


SAMPLE FOR EVALUATION
Join ESL KidStuff
to print without watermark

Alternatively, have students make a name poster by sticking all of the name flowers onto one large piece of construction paper.



Colour the balloons


My name is _____



SAMPLE FOR EVALUATION
Join ESL KidStuff
to print without watermark



The Hello Song



How are you today?

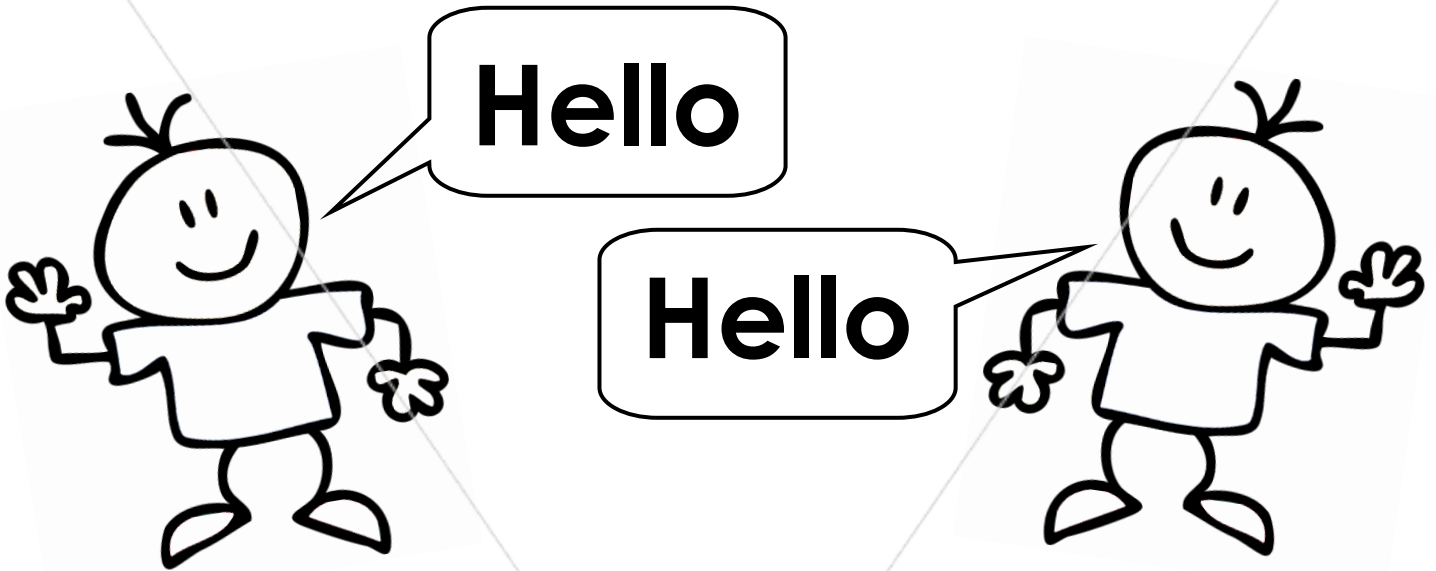
SAMPLE FOR EVALUATION

Join ESL KidStuff
to print without watermark



And how about you?

The Hello Song



How are you today?

SAMPLE FOR EVALUATION

Join ESL KidStuff
to print without watermark



And how about you?

The Goodbye Song



See you again.

SAMPLE FOR EVALUATION

Join ESL KidStuff
to print without watermark



***It's time to go.
See you next time.***

The Goodbye Song



See you again.

SAMPLE FOR EVALUATION

Join ESL KidStuff
to print without watermark



***It's time to go.
See you next time.***