

# Warm and sunny



Describing the weather

## Lesson 10

<b>1</b>	<b>2</b>	<b>3</b>	<b>4</b>
Learn words to talk about the weather	Say what the weather is like	Read about the seasons in a country	Say what the climate is like in your country

# My family

A

Repeat the words after your teacher.

grandfatherchildrengrandmothercousingrandparent

niece

fathernephewmother

wife

parenthusband

son

**SAMPLE FOR EVALUATION**

Join ESL KidStuff  
to print without watermark.

daughterbrothersister

aunt

uncle

## REMEMBER!

The /ə/ sound is the most frequently used in English. In the words in the list above, the words ending in -er all have this sound.

- father /ə/
- mother /ə/
- sister /ə/
- brother /ə/
- daughter /ə/

b

# My family ('s)

A

Listen to your teacher and say.




My sister's name's Yuri.

My brother's name's Manish.

Sally's bedroom is lovely.

Canberra is Australia's capital.



B

Look at these families.

SAMPLE FOR EVALUATION  
Join ESL KidStuff  
to print without watermark.

Angela

Adam

David

Carol

Sue

Polly

Mike

Paul

C

Make some sentences about the families.

David is Adam's brother.

D

Make some sentences about your family.




# Weather



**SAMPLE FOR EVALUATION**  
Join ESL KidStuff  
to print without watermark.

## What's the weather like?



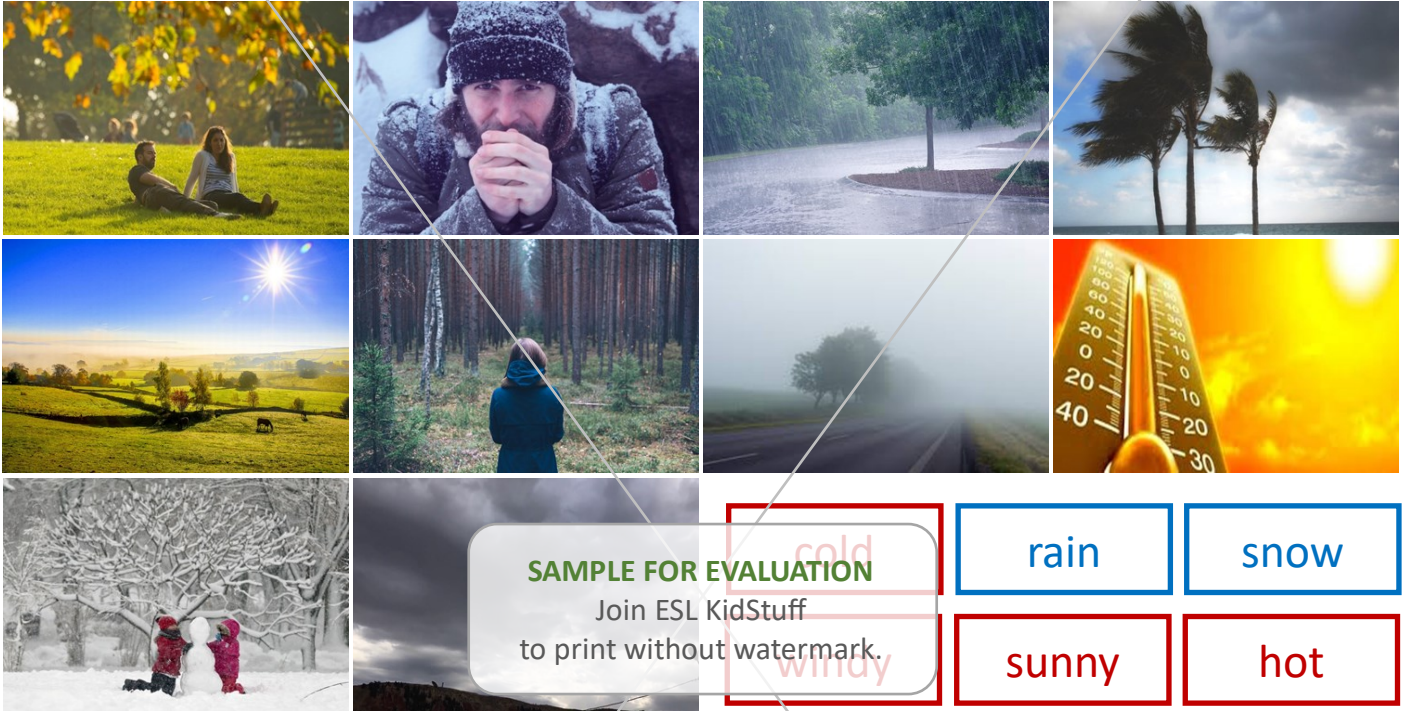
Part

1a

# Weather words

A

Match the weather photos to these words.



SAMPLE FOR EVALUATION

Join ESL KidStuff  
to print without watermark.

rain

snow

sunny

hot

warm

cloudy

misty

cool

See last page for answers.

## REMEMBER!

The weather words belong to different categories.

**Blue** - verbs or nouns

**Red** - adjectives

Change **rain** and **snow** into adjectives.



C

Say the weather words. What weather do you like?

# The temperature



Look at this thermometer.

Say the temperatures.

Ten degrees centigrade.

Minus ten degrees.

warm



Put these words in the boxes on the thermometer.

SAMPLE FOR EVALUATION  
Join ESL KidStuff  
to print without watermark.

warm

chilly

cold


boiling

cool


hot

freezing

See last page for answers.



Say the temperatures for the words on the thermometer.



What temperature is warm?

It's about twenty degrees centigrade.



# Speaking

A

Talk about the weather today.

What's the weather like today?



It's raining.



It's warm and sunny.

SAMPLE FOR EVALUATION

Join ESL KidStuff  
to print without watermark.

B

Read and listen to your teacher read this chat between friends online.

**Bernie** Hi there Angela. How are you?

**Angela** Hi :) Pretty good but quite tired.

**Bernie** Great! Why are you tired?

**Angela** I have lots of homework and an English test on Monday afternoon.

**Bernie** That's not good! How's the weather in Paris?

**Angela** It's really hot. What's it like in London?

**Bernie** Not bad. It's warm and sunny today.

C


Change some of the words.  
Hold a conversation.

# Weather poem

A

Read the poem about the weather.

On a sunny day, I'm happy.  
 On a sunny day, I smile.  
 Flowers bloom, in the sunlight.  
 We play outside and we go and look for butterflies.



On a rainy day, I'm happy.  
 On a rainy day, I smile.  
 Hills and trees, look fresh and green.  
 And I see rainbow-coloured umbrellas in the streets.

**SAMPLE FOR EVALUATION**

Join ESL KidStuff  
 to print without watermark.

On a windy day, I'm happy.  
 On a windy day, I smile.  
 All the leaves, shake and fly.  
 And my kite is flying high in the sky.



On a snowy day, I'm happy.  
 On a snowy day, I smile.  
 Snowflakes fall, on my window.  
 Frozen leaves shine like silver stars in a dream.

B

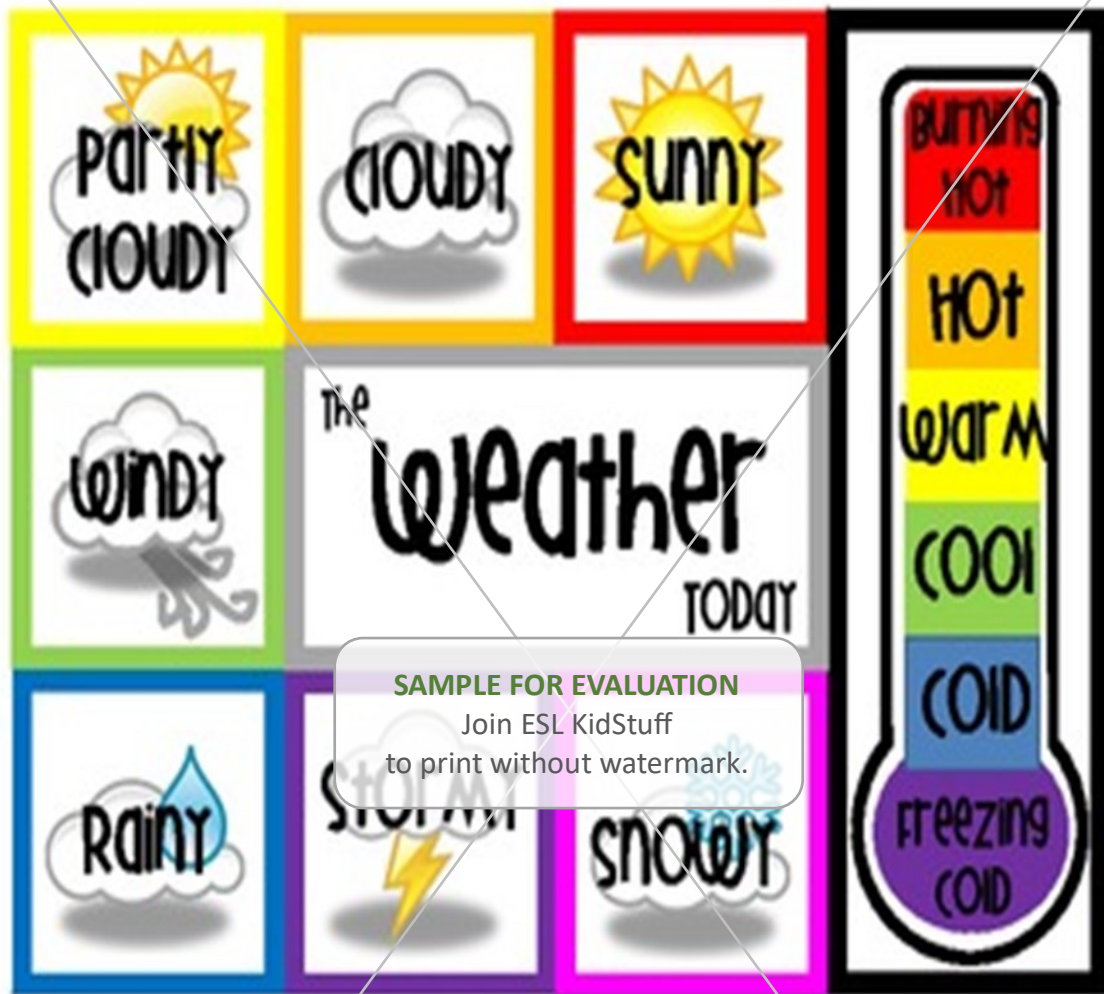
Say what each picture shows.

C


Read the poem to your partner.



# Weather project



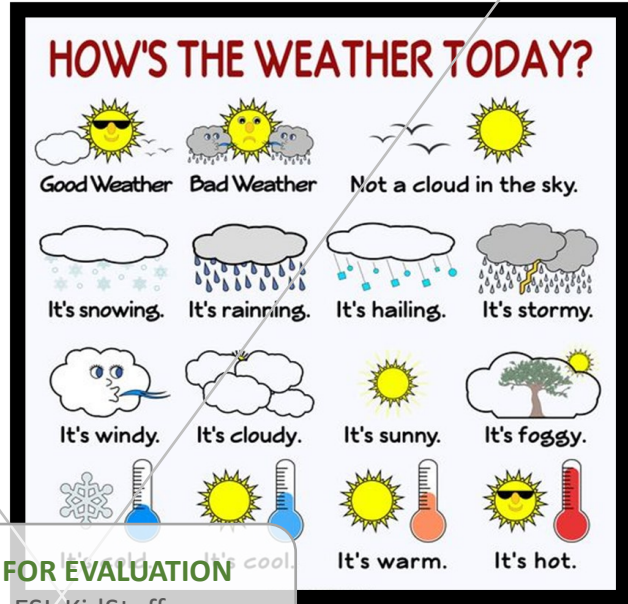

Make a poster



# Weather poster

A

Look at these weather posters.



SAMPLE FOR EVALUATION

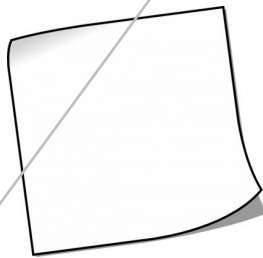
Join ESL KidStuff

to print without watermark.

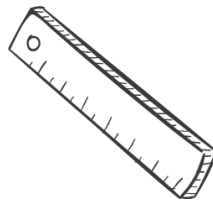
B

You are going to make your own weather poster.

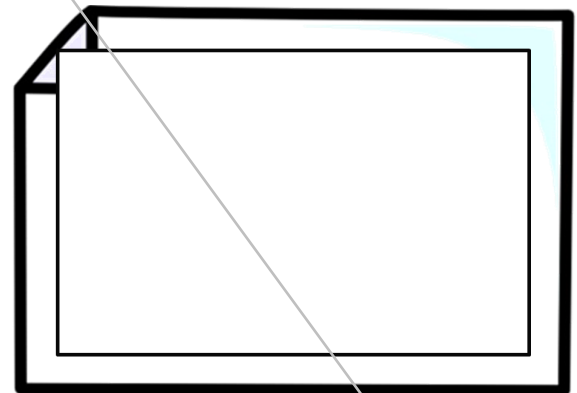
1. Take a piece of paper.



2. Take your ruler.

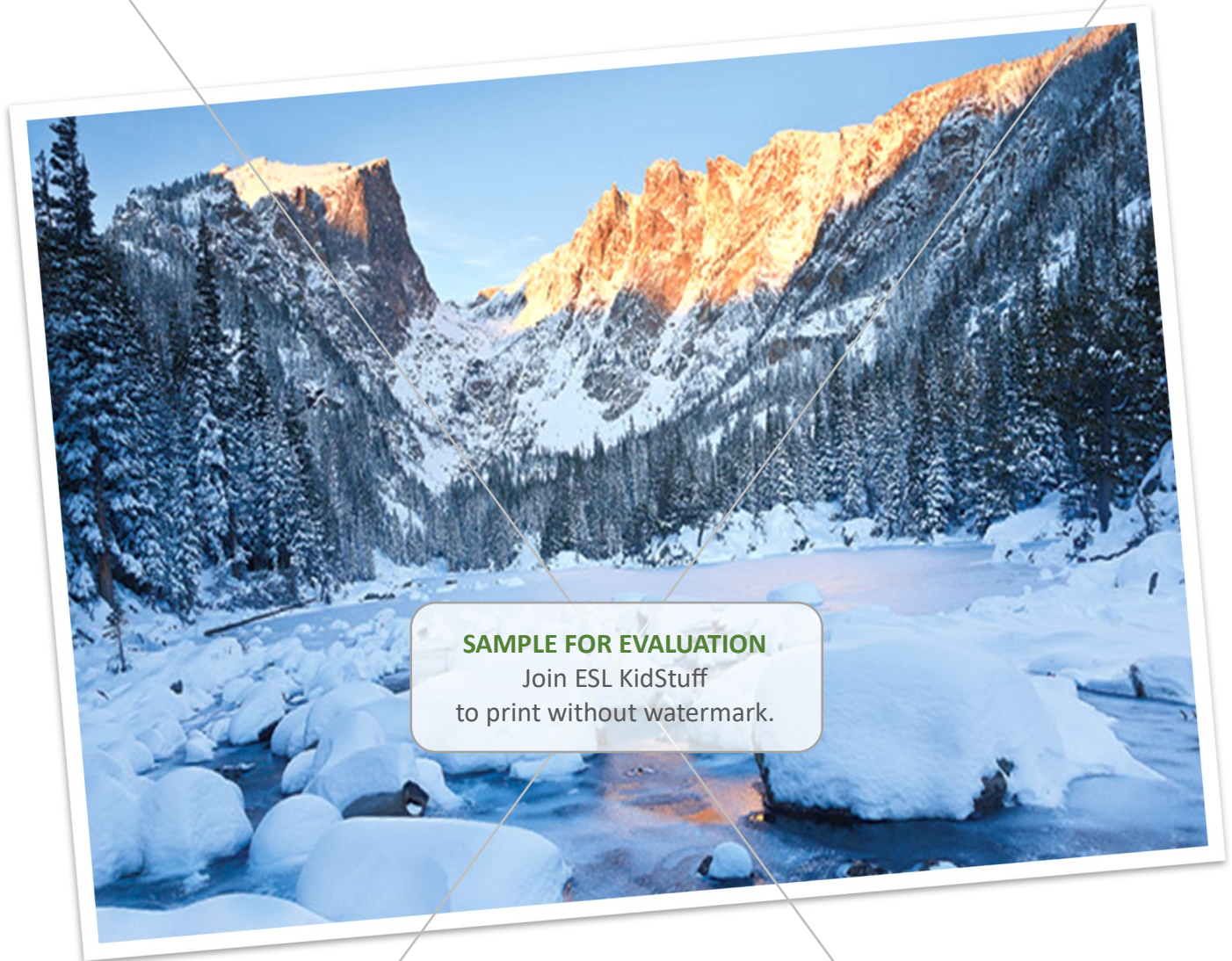


3. Draw a large box on your paper.




4. Look at the posters above. Draw your own weather poster.

# The Canadian climate



**SAMPLE FOR EVALUATION**  
Join ESL KidStuff  
to print without watermark.

It's cold out there!



# Reading - Canadian climate

**A**

Read this text about the climate in Canada.


People often associate Canada with cold weather and snow. In reality, it has a diverse climate. The weather in Canada varies. In most parts of Canada it snows in winter but in some parts it doesn't. The northern parts of the country have very cold winters. In the summer the sun is out every day and there is no rain. Summers can be hot and dry. Spring is generally pleasant across the country. It rains a lot on the west coast in autumn and on the east coast it's often misty.

SAMPLE FOR EVALUATION

Join ESL KidStuff

to print without watermark.

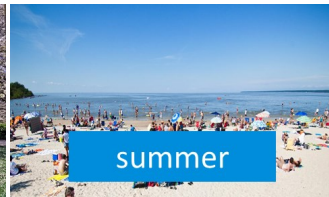
In winter the parts of the country far from the sea are coldest. The lowest temperature ever recorded was  $-63^{\circ}\text{C}$ . The west coast is not so cold! Vancouver has an average January temperature of  $3^{\circ}\text{C}$ . The parts of the country far from the sea have the hottest summers.



winter



spring



summer



autumn

**B**

Write a similar text about the climate in your country.



End

a

# Answers

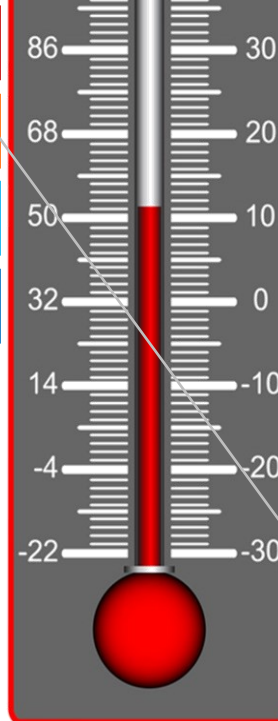
1a

Match the weather photos to these words.

 warm	 cold	 rain	 windy
 sunny	 cool	 misty	 hot
 snow	 cloudy	<p><b>SAMPLE FOR EVALUATION</b> Join ESL KidStuff to print without watermark.</p>	

1b

Put these words in the boxes on the thermometer.

hot		boiling
warm		
cool		chilly
cold		freezing